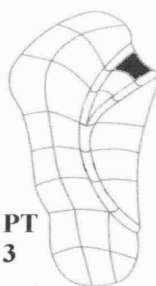
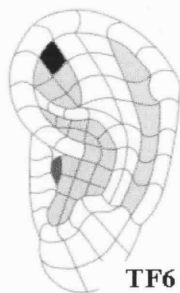
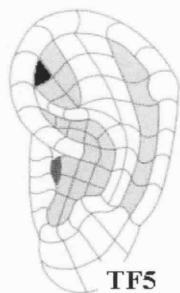
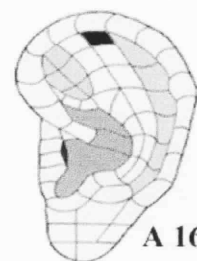
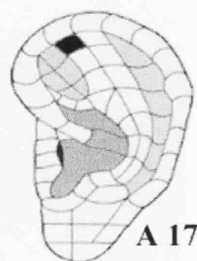
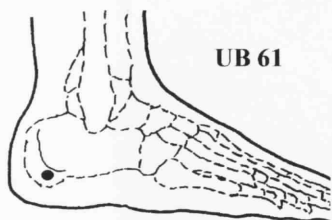
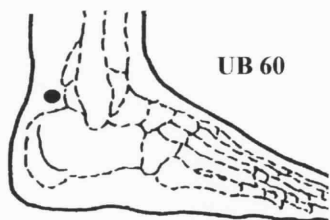
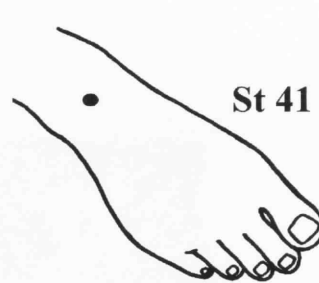
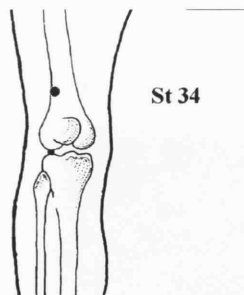
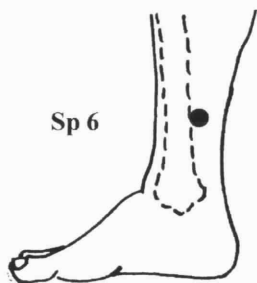
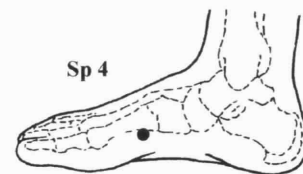
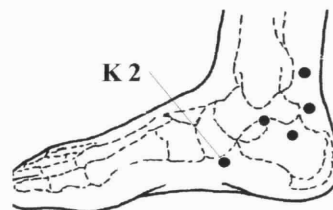
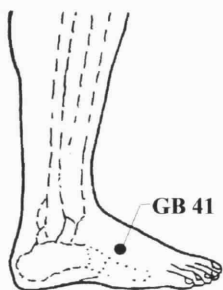
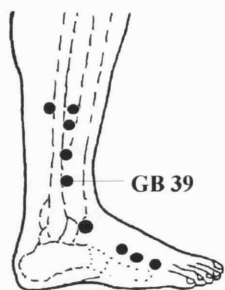


AcuPoint Analysis FOOT PAIN*

Points



AcuPoint Analysis

FOOT PAIN*

(DESCRIPTIONS)

Point	Description
GB39	The width of one hand above and slightly forward of the crown of the outer ankle.
GB41	On the top of the foot, in the valley between the smallest and fourth toes, midway between the separation between the toes and where the foot joins the leg.
K02	On the inner edge of the foot, the width of one hand forward (direction of the toes) from the tip of the heel.
SP04	On the inner edge of the foot two cun from the large bulging joint where the big toe joins the foot.
SP06	The width of one hand (3 thumbs) above the crown of the inner ankle, just behind the shin bone on the front of the leg.
ST34	2 Cun above the top of the knee cap with the knees flexed.
ST41	Where the foot meets the leg, in line with the separation between the second and third toes.
T04	Near the center of the skin crease on the top of the wrist. This forms a small hollow.
UB60	In the hollow (or valley) behind the crown of the outer ankle.
UB61	1.5 cun directly below the hollow behind the outer ankle crown. At the junction at the change in skin color.
EA17	Chinese Heel and Ankle. Located in the 17th zone of the Antihelix Zone.
EA16	Chinese Toes, French Thumb. Located on the 16th zone of the Antihelix.
ETF05	French Heel and Ankle, Chinese Uterus. Located on the 5th zone of the Triangular Fossa.
ETF06	TOES .F, HYPERTENSION 1, (DEPRESSING POINT)
EPT03	